

GENDER PAY GAP REPORT 2021

A summary of Vision for Education's gender pay gap as of 5th April 2021

NUMBER OF EMPLOYEES

3,139
employees

815
(26%)



2,324
(74%)

HOURLY PAY RATES



The gender pay gap is an equality measure that shows the difference in average (mean and median) earnings between men and women.

Mean hourly pay rate

Mean is the average hourly pay rate, calculated by adding the hourly pay rates for all our employees then dividing by the number of employees.



There is a
13.2% pay gap
between the mean hourly
pay rate of men and women



Median hourly pay rate

Median is the middle hourly pay rate, when we arrange all our pay rates for all our employees in order from lowest to highest.



There is a
26.2% pay gap
between the median hourly
pay rate of men and women



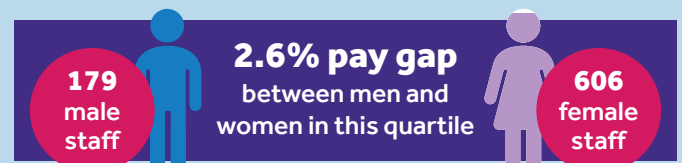
PAY GAPS BY PAY BAND QUARTILES

We employ more women than men across all pay band quartiles. This is broadly reflective of the workforce demographic as 74% of Vision for Education's employees are women.

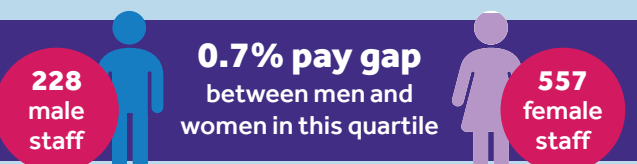
Lower quartile



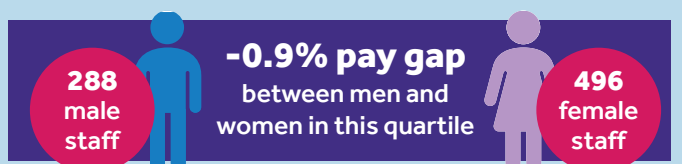
Lower middle quartile



Upper middle quartile



Upper quartile



BONUS PAYMENTS



Only a small number of men and women in commercial and senior roles receive bonuses or commission as Vision for Education has traditionally preferred to pay competitive base salaries, alongside a good benefit package.

Percentage of staff receiving bonus payments



There was a 2.1% difference between the number of men and women being paid a bonus or commission for their performance in the year to April 2021

Mean bonus pay over 12 months

Mean is the average bonus paid, calculated by adding all bonuses for employees then dividing by the number of employees who received a bonus.



Median bonus pay over 12 months

Median is the middle bonus paid, when we arrange all bonuses for employees in order from the lowest to highest.



CONCLUSION

Vision for Education is incredibly proud of all our employees, and we are a company which firmly believe in fairness, equality and inclusion. We aim to attract and retain a passionate and diverse workforce that reflects the education community we serve.

We are committed to paying our male and female staff equally for equivalent roles, but analysis shows that a gender pay gap does exist. This is due to a number of factors – some of which are not entirely in our control. Vision for Education only has full control over the pay and bonuses of internal staff, who make up just 5% of our entire workforce. The pay of our supply staff is mainly market driven. For example, male teachers tend to prefer long-term placements, and after 12 weeks, under Agency Workers' Regulations, they are entitled to the same pay as the school's own equivalent staff. Female teachers tend to favour the more flexible aspect of supply, and often do not work in placements that last for 12 weeks.

Over the last year, we are pleased to see that our mean hourly pay gap has reduced by 1.5% to 13.2%, which is 2.3% below the national average (15.5% per ONS to April 2020). Our pay gaps by pay bands remain low and in the upper quartile we have even achieved parity. The percentage of staff receiving bonuses remains similar year-on-year, but we have seen a 4% drop in the mean bonus pay gap from 59.2% to 54.9%.

Overall, we are pleased with our improvement, and we will continue to do all we can to reduce our gender pay gap even further. In particular, we will try to reduce the gaps in our hourly pay rates and bonus payments by ensuring all our staff have the same opportunities to progress, develop and enjoy a rewarding career at Vision for Education.

Liam Roberts
Chief Executive Officer
The Edwin Group (Vision for Education's parent company)
September 2021